

Rotating cleaning nozzle XactClean HP+ Series 5S5

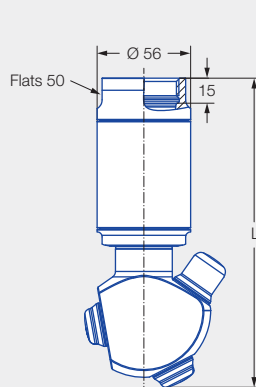


Features:

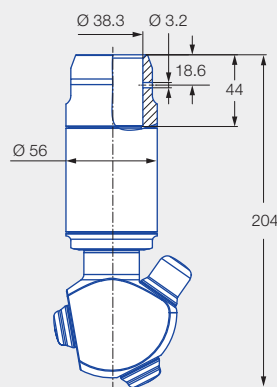
- High impact and uniform cleaning due to specially developed flat fan nozzles
- Effective cleaning of larger tanks due to higher flow rates
- High operating reliability due to robust drive unit



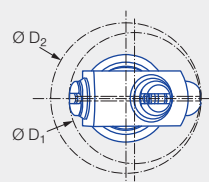
Series 5S5



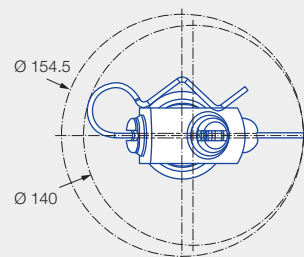
Female thread



Dimensions of slip-on connection according to ASME-BPE (OD tube)



Insertion diameter D_1 and interference circle diameter D_2 of the threaded connection



Insertion diameter and interference circle diameter of the slip-on connection

Connection		Dimensions [mm]		
		L	Insertion diameter D_1	Interference circle diameter D_2
AN	1 BSPP	185	81-92	82-98
AQ	1 1/4 BSPP	185	81-92	82-98
AS	1 1/2 BSPP	187	81-92	82-98

Max. tank diameter [m]	0	1	2	3	4	5	6	7	8	9
------------------------	---	---	---	---	---	---	---	---	---	---



Cleaning efficiency class
4



Max. temperature
150 °C



Installation
Operation in every direction is possible



Bearing
Double ball bearing



Material
Stainless steel 316L,
stainless steel 316,
PEEK, EPDM



Recommended operating pressure
3 bar



Filtration
Line strainer with a mesh size of 0.3 mm/50 mesh








Rotation monitoring
Sensor compatible,
for information:
See Page 229



Adapter
1 BSPP, 1 1/4 BSPP and
1 1/2 BSPP are compatible
with HygienicFit



Spray angle	Ordering no.					Narrowest free cross section Ø [mm]	V̇ water [l/min]				Max. tank diameter [m]
	Type	Code					p [bar] (p _{max} = 10 bar)				
		1 BSPP	1 1/4 BSPP	1 1/2 BSPP	1 1/2"- Slip-on connection		2.0	3.0	5.0	at 40 psi [US gal/min]	
180° 	5S5.293.1Y	AN			TF15	3.0	165	202	261	51	9.0
	5S5.323.1Y	AN	AQ		TF15	3.0	200	245	316	62	9.2
	5S5.363.1Y		AQ	AS	TF15	3.0	250	306	395	78	9.4
180° 	5S5.294.1Y	AN			TF15	3.0	165	202	261	51	9.0
	5S5.324.1Y	AN	AQ		TF15	3.0	200	245	316	62	9.2
	5S5.364.1Y		AQ	AS	TF15	3.0	250	306	395	78	9.4
270° 	5S5.295.1Y	AN			TF15	3.0	165	202	261	51	9.0
	5S5.325.1Y	AN	AQ		TF15	3.0	200	245	316	62	9.2
	5S5.365.1Y		AQ	AS	TF15	3.0	250	306	395	78	9.4
270° 	5S5.296.1Y	AN			TF15	3.0	165	202	261	51	9.0
	5S5.326.1Y	AN	AQ		TF15	3.0	200	245	316	62	9.2
	5S5.366.1Y		AQ	AS	TF15	3.0	250	306	395	78	9.4
360° 	5S5.299.1Y	AN			TF15	3.0	165	202	261	51	9.0
	5S5.329.1Y	AN	AQ		TF15	3.0	200	245	316	62	9.2
	5S5.369.1Y		AQ	AS	TF15	3.0	250	306	395	78	9.4
	5S5.399.1Y		AQ	AS	TF15	3.0	300	367	474	93	9.6

NPT thread available on request.

The maximum tank diameter applies to the recommended operating pressure and is meant as a recommendation only.
The cleaning result is also affected by the type of soiling.

Compressed air should be used for dry blowing for a short time only. Operation above the recommended operating pressure has a negative impact on the cleaning result and wear.

Information about slip-on connections

- Pin made of stainless steel 316L supplied (Ordering no.: 095.013.1Y.06.45).
- Depending on the diameter of the adapter, the flow rate can increase due to a leakage between the adapter and the rotating cleaning nozzle.

Ordering	Type	+	Code	=	Ordering no.
example:	5S5.293.1Y	+	AN	=	5S5.293.1Y.AN